



## Weird Sea Creatures Project

### Grade 3

After reading National Geographic Kids: Weird Sea Creatures by Laura Marsh, choose any one of the sea creatures you read about and create an under the sea scene.



#### Materials:

- shoe box
- construction paper/tissue paper
- scissors
- glue

Be creative with the use of materials. Here are some suggestions:

- pictures of sea animals or toy sea animals
- clay
- sea rocks/shells, etc...

#### Directions:

- \*lid is the base
- \* place box on the inside of the lid as shown above
- \* wrap the shoe box with any shade of blue paper
- \* child's name on the front left side of lid
- \* sea animal's name on the front right side of lid
- \* decorate box to look like the sea animal's habitat
  - \* include what it eats (its prey)
  - \* include its enemy or enemies, if any (its predator)
  - \* living and nonliving things

#### Oral Presentation:

- \* You'll present your project the first full week of school to the class.
- \* On index cards, write information you want to share about the sea creature.
- \* Practice your presentation:
  - \* eye contact, volume, pacing (not too fast, not too slow), information



## Weird Sea Creatures Diorama Rubric

shoe box wrapped in blue 10 points \_\_\_\_\_

name on the front left side of lid base 5 points \_\_\_\_\_

name of sea creature on the front right side of lid base 5 points \_\_\_\_\_

Diorama represents animal's habitat 30 points \_\_\_\_\_

- predator
- prey
- nonliving items

creative/neat 15 points \_\_\_\_\_

Handed in on time  
(Monday of the first full week of school) 10 points \_\_\_\_\_

Total points \_\_\_\_\_/75

### Oral Presentation

Very Good



Good



Work in Progress



eye contact			
volume			
pacing			
content			

Comments: \_\_\_\_\_  
\_\_\_\_\_  
\_\_\_\_\_

# THIRD GRADE ANGELS


Name: \_\_\_\_\_

## Chapter 1 Sequencing

Directions: RL.2 Put the events of chapter 1 in the correct sequence.

- \_\_\_\_\_ Mrs. Simms told the students they just had to do their best.
- \_\_\_\_\_ Joseph asked if Mrs. Simms was the boss angel.
- \_\_\_\_\_ The children headed to their new classroom.
- \_\_\_\_\_ Mrs. Simms asked the students to decide what it meant to be an angel.
- \_\_\_\_\_ Mrs. Simms told the class there would be a prize.
- \_\_\_\_\_ Mrs. Simms said, "Good morning, angels!"

Draw a picture of what you visualized in chapter 1.





# THIRD GRADE ANGELS

Name: \_\_\_\_\_

## Chapter 2 Comprehension

RL1 What was Mrs. Simms' prize?

---

---

RL1 Mrs. Simms said that becoming an angel was easy, but the halo had to be earned. What did she mean?

---

---

RL3 How does George feel about Judy? What in the text gave you a clue about how he felt?

---

---

RL3 How does George feel about his actions at the end of chapter 2?

---

---



# THIRD GRADE ANGELS

Name: \_\_\_\_\_

## Chapter 3 Compare & Contrast

Directions: RL3 Compare and Contrast George and Joseph.  
How are they alike and different?

George

Joseph

Both

# THIRD GRADE ANGELS

Name: \_\_\_\_\_

## Chapter 5 Connections

Good readers connect to what they read!  
Think about what happened in Chapter 5.  
What connections can you make?

Have you ever been in a similar situation?

---

---

---

---

Does this situation remind you of another book?

---

---

---

Has anyone you know ever been in a similar situation?

---

---

---



# THIRD GRADE ANGELS


Name: \_\_\_\_\_

## Chapter 8 Sequencing

Directions: RL.2 Put the events of chapter 1 in the correct sequence.

- \_\_\_\_\_ Mrs. Simms read a story about a boy who lived on a farm.
- \_\_\_\_\_ The students worked on map reading.
- \_\_\_\_\_ Suds chose Walter for his basketball team.
- \_\_\_\_\_ The students looked up the definition for husbandry.
- \_\_\_\_\_ The students started writing their capital cursive letters.
- \_\_\_\_\_ Suds pointed to the Indian Ocean.
- \_\_\_\_\_ Suds went home feeling like an angel.

Draw a picture of what you visualized in chapter 8.





# THIRD GRADE ANGELS

Name: \_\_\_\_\_

## Chapter 10 Comprehension

RL1. Why is it harder to be an angel at home than at school?

---

---

RL1. How has the way Suds acts at home changed?

---

---

RL3. What is Mom's problem with how Suds is interacting with his sister?

---

---

RL1. What is Suds counting down to?

---

---



# THIRD GRADE ANGELS

Name: \_\_\_\_\_

## Chapter 1 2 Comprehension

RL1 what did Raymond do that shocked Suds?

---

---

RL3. why is Suds upset about how the other children are acting?

---

---

RL1 How did Mom make Suds feel better about his own behavior?

---

---

RL1 At the end of the chapter Suds says "my mother was wrong." what do you think will happen?

---

---



# THIRD GRADE ANGELS

Name: \_\_\_\_\_

## Chapter 16 Writing your opinion

W! Use the graphic organizer to write about your opinion. Who should have won the first Halo? Support your opinion with reasons.

Opinion- Give your opinion



Reason- Support your opinion with reasons.



Examples- Give examples to support your opinion



Opinion- Restate your opinion



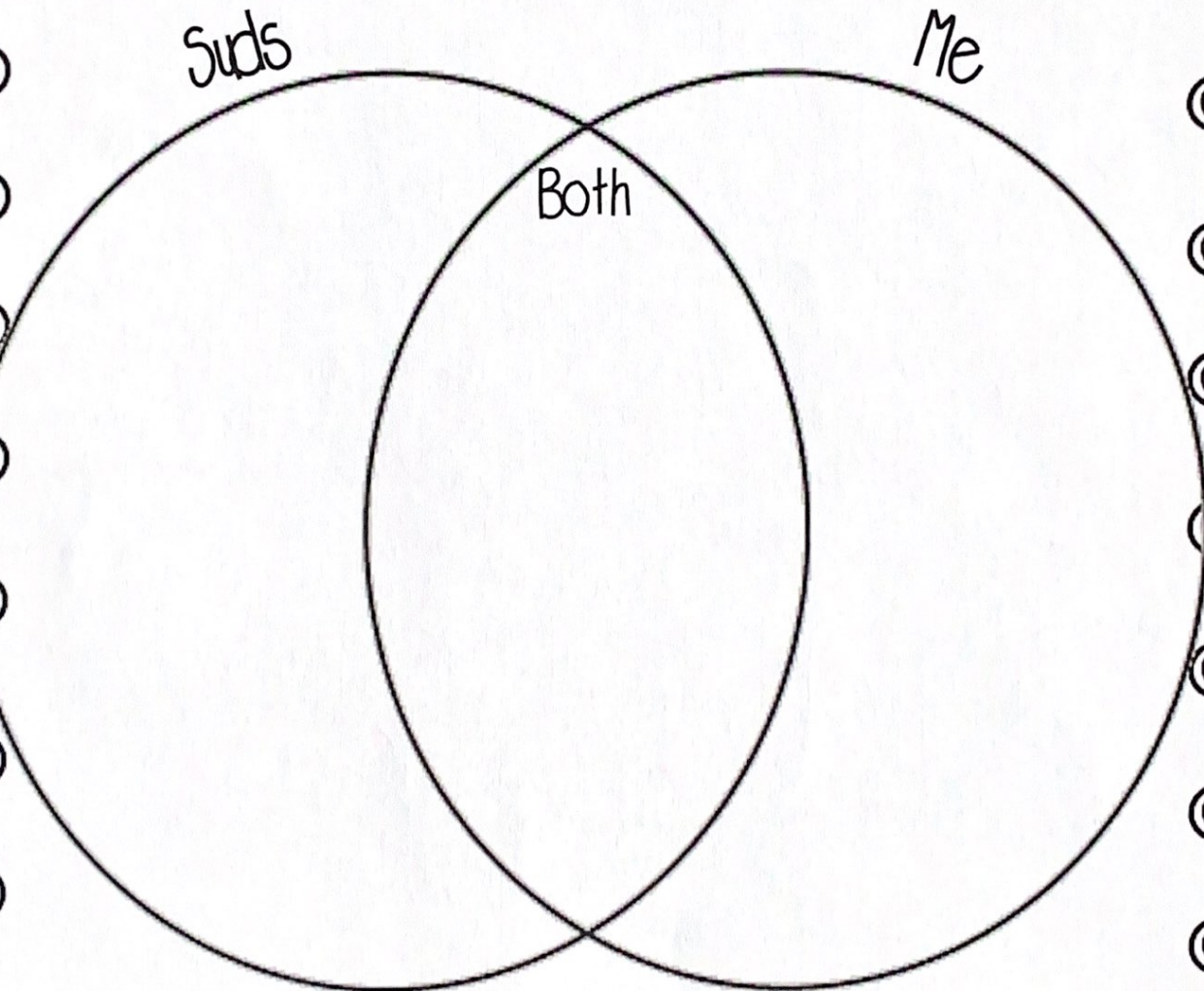


# THIRD GRADE ANGELS

Name: \_\_\_\_\_

## Chapter 17 Compare & Contrast

Directions: RL3 Compare and Contrast yourself to Suds.  
How are you alike and different?





# positive Character Traits

active	adventurous	bright	calm
cheerful	clever	confident	cool
thoughtful	trustworthy	smart	quiet
polite	responsible	joyful	nice
outgoing	pleasant	grateful	honest
humorous	easygoing	cooperative	courteous
funny	dependable	energetic	interesting
kind	loving	groovy	happy
generous	good	fair	fun
curious	brave	friendly	creative
hardworking	handsome	neat	pretty
cute	respectful	imaginative	helpful
lovable	ambitious	witty	loud
	generous	mischievous	
	serious	silly	
	wild	groovy	
	timid	intelligent	
	beautiful	caring	
	courageous	humble	
	jolly	patient	
	organized	obedient	
	sweet	brilliant	

